



Year 5 - Welcome Meeting





Meet the Team

Teachers

Mrs Peiris / Miss Bowers

(YGL, PE lead)

Mr Blanchard

(AHT – foundation lead)

Miss Cherriman

Teaching Assistants

Miss Warburton

(HLTA)

Miss Morris

(HLTA / Learning Mentor)

Mrs Lambert

(HLTA)

Miss Imray

(TA)



Our Curriculum

Y5 Learning Journeys – 1 per term
Cross Curricular Approach
3 Is

- **Autumn:** *‘Power and Palaces’*
- **Spring:** *‘We’ll Meet Again!’*
- **Summer:** *‘Storms, Seas and Survival’*

Autumn – *POWER and PALACES*

- **Battle of Bosworth, woods** - yesterday!
- **Hampton Court** - Thurs September 21st
- **Matilda, Cambridge Theatre** - Wed October 4th





Spring – WE’LL MEET AGAIN (WWII)

- Evacuation Experience @ Southway - Easter Term Week 1
- Newhaven Fort – Tuesday 20th February 2024

Learning and achieving together

Summer – STORMS, SEAS and SURVIVAL

- Seven Sisters - TBC
- Connect with the countryside - TBC
- RNLI day – TBC
- Rainbow Theatre - Greeks



DRESSING UP!





School Uniform



***Please,
name all
your
child's
clothes!***



PE Kit

**Please,
name all
your
child's
clothes!**



*When you
need a new
t-shirt,
please order
their house
colour!*



PE Days

Each class will have 2 PE sessions per week
1 indoor and 1 outdoor session:

Curie:

Friday (out)

Wednesday (in)

Hawking:

Tuesday (out)

Thursday (in)

Einstein:

Thursday (out)

Monday (in)



Other Important Items

- Waterbottle (not glass!)
- Waterproof coat
- No valuables
- No jewellery except small stud earrings, please!

***Please
ensure you
name all
your child's
items!***



Mobile Phones

- Must be turned off at school
- Locked in teacher's drawer in the morning, returned at 3.15
- Children only use:
 - PAST GEMS / FOREST VIEW





Can you help?

Volunteers need Disclosure and Barring Service check

- Reading with children in classes
- Helping with school trips (not with your child)
- Home School Association
- Special Events



Behaviour and Expectations

Our consistent whole school Behaviour Policy:

- Praise the positives
- Stages, clearly defined on behaviour policy
- Sanctions for repeated inappropriate behaviour
- Parents will be contacted for both positive and negative behaviour



Book Bags/Popper Wallets!

For letters/homework:

- £5 at school / on-line
- Cheaper popper wallet at stationery shop





Home Learning Expectations

- Weekly English GPS and Maths Homework
- Set on Wednesday and marked on Wednesday
- Try to do it on Wednesday/Thursday – then we can help!
- Completed in the CGP workbooks to the same standard as expected in class




Work Books / Study Books

Name: Class:

CGP

**Key Stage Two
Maths**




Year 5

Targeted Question Book

Ages **9-10**

CGP

**Key Stage Two
Maths**



Year 5


Targeted Study Book

Ages **9-10**

Name: Class:

CGP

**KS2 English
Grammar, Punctuation
& Spelling**




Year 5

Targeted Question Book

Includes Answers

**KS2 English
Grammar, Punctuation
& Spelling**



The Study Book

Ages **7-11**

Please, keep us in your *BOOK BAGS!*

Learning and achieving together



Reading Expectations

- Children should read at home as often as possible:
 - At least **3 times per week, on different days**
 - 100 book loan - come in every day in book bags
- Children should record 3 reading journal comments a week using the reading VIPERS:
 - We set and check weekly in groups (day in front of diaries)
 - Teacher sets 1, children choose 2




Spellings

- Spellings are set weekly and tested bi-weekly
- Stuck in the back of the reading journal
- Use spelling strategies



Spelling Strategies

Your child will be given a **double-sided A4 sheet** of spelling strategies to help support their home learning

<p>Drawing an image around the word</p>	<p>This strategy is all about making a word memorable. It links to meaning in order to try to make the spelling noticeable.</p>  <p>You can't use this method as your main method of learning spellings, but it might work on those that are just a little more difficult to remember.</p>
<p>Words without vowels</p>	<p>This strategy is useful where the vowel choices are the challenge in the words. Write the words without the vowels and pupils have to choose the correct grapheme to put in the space. For example, for the word <i>field</i>:</p> <p>f _ _ _ ld</p>
<p>Pyramid words</p>	<p>This method of learning words forces you to think of each letter separately.</p> <p>p py pyr pyra pyram pyrami pyramid</p> <p>You can then reverse the process so that you end up with a diamond.</p>
	<p>Other methods can include:</p>



Getting in touch

School Reception: parentline@southwayjunior.co.uk

Miss Cherriman: curie@southwayjunior.co.uk

Mr Blanchard: hawking@southwayjunior.co.uk

Mrs Peiris/Miss Bowers: einstein@southwayjunior.co.uk

**Class teachers will always endeavour to respond to emails within
2 working days.**



**Any questions?
Come and grab us now in our
classrooms.**

Thank you!