



# Year 6

# Welcome Meeting



*Learning and achieving together*



# Meet the Team

## Teaching Staff:

Miss Bailey (YGL & AHT), Miss  
Whitman (AHT), Miss Risby and  
Mr Skates

## Teaching Assistants:

Mrs Smith(HLTA), Mrs Tubb (HLTA)  
&Mrs Pontremoli

*Learning and achieving together*



# Our Curriculum

## Y6 Learning Journeys - Cross Curricular Approach

### **Autumn - *Frozen In Time***



11<sup>th</sup> -15<sup>th</sup> September -France

18<sup>th</sup> – 22<sup>nd</sup> & 25<sup>th</sup> – 29<sup>th</sup> September

Bikeability

29<sup>th</sup> November – Climbing Wall

*Learning and achieving together*



**Spring– ‘Walk Like An Egyptian’**

**TBC –British Museum (Egyptian Galleries)**

*Learning and achieving together*


# **Summer – *Blood, Bones and Body Bits*** (with a mini unit on Stone Age to Iron Age

13<sup>th</sup> – 16<sup>th</sup> May - SATS

22<sup>nd</sup> May – Chessington

Wb 8<sup>th</sup> July – Production

23<sup>rd</sup> July – Leavers Assembly



*Learning and achieving together*



# School Uniform



***Please  
ensure  
you name  
all your  
child's  
clothes!***

# PE Kit

***Please  
ensure  
you name  
all your  
child's  
clothes!***





# PE and Games Days

- Each class will have 2 PE sessions per week, 1 indoor PE session and 1 outdoor Games session

Churchill: PE - Monday, Games - Tuesday

Mandela: PE - Monday, Games - Tuesday

Pankhurst: PE –Tuesday, Games - Wednesday,

- Swimming will take place in the Summer Term



# Other Important Items

- Water bottle
- Book Bag /Popper wallet
- Waterproof coat



- No jewellery or valuables except small stud earrings please

***Please ensure you name all your child's equipment!***

*Learning and achieving together*



# Can you help?

- Volunteering in classes (Disclosure and Barring Service check)
- Home School Association
- Helping with school trips
- Special Events

*Learning and achieving together*



# Behaviour and Expectations

Our Whole School Behaviour Policy:

- Praise the positives
- Sanctions for repeated inappropriate behaviour
- Parents will be contacted for both positive and negative behaviour

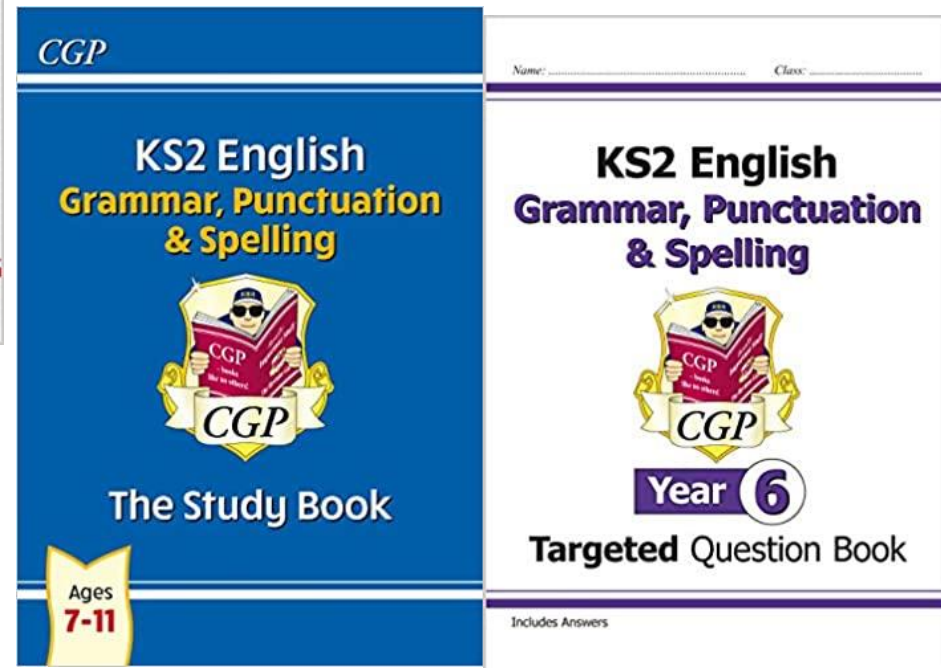
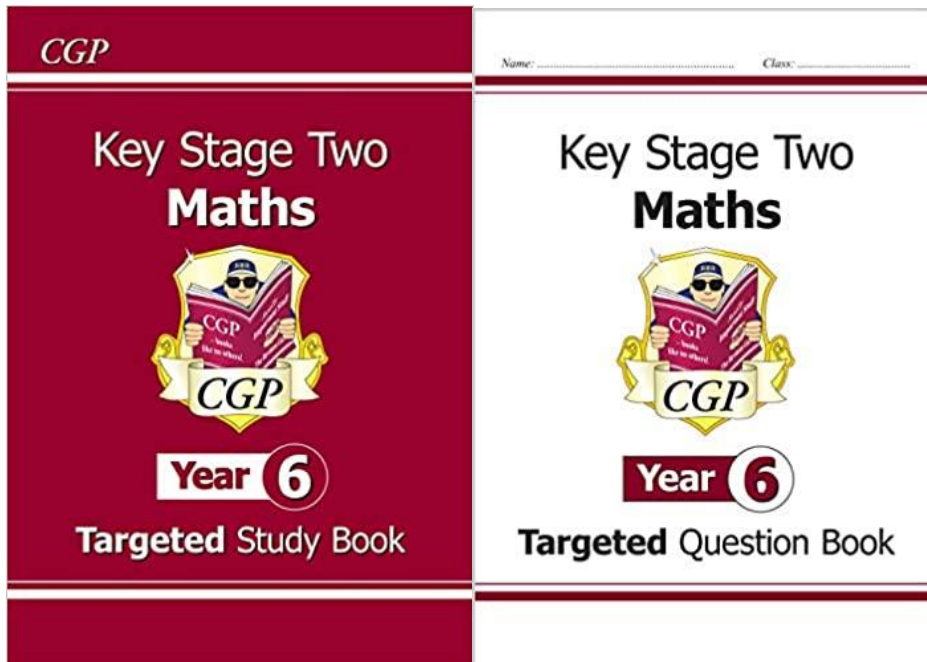


# Home Learning

- Weekly English GPS and Maths Homework from their CGP books will be given out on Thursday and should be handed in on the following Thursday.
- Homework should be completed in the workbook to the same standard as expected in class.
- Homework will be differentiated.



# Study Guides & Answer Books



*Learning and achieving together*



# Home Learning Reading Journals

- Children should read at home as often as possible.
- They should record 3 comments in their home reading journals per week.
- Comments must be written on different days.
- Each week, your child will be given a specific 'VIPERS' to base their next comment on.
- Clear expectations and examples of what they could write about are inside their journal.



# Spellings

- Spellings will be taught, practised and tested weekly at school.



# National Curriculum Tests

- When?
  - Week beginning **Monday, 13<sup>th</sup> May, 2023**
- What?
  - Grammar, Punctuation and Spelling (GPS)
  - Reading
  - Maths Reasoning x2 , Arithmetic paper
- Writing is now Teacher Assessed across the year.



# Secondary Open Evenings

The Burgess Hill Academy – Thursday 28<sup>th</sup> September

Downlands – Thursday 5<sup>th</sup> October

Warden Park – Thursday 14<sup>th</sup> September

St Pauls – Wednesday 13<sup>th</sup> September

*Learning and achieving together*



# Getting in touch...

School Reception: [parentline@southwayjunior.co.uk](mailto:parentline@southwayjunior.co.uk)

[churchill@southwayjunior.co.uk](mailto:churchill@southwayjunior.co.uk)—Miss Bailey & Miss Whitman

[mandela@southwayjunior.co.uk](mailto:mandela@southwayjunior.co.uk) Miss Risby—

[pankhurst@southwayjunior.co.uk](mailto:pankhurst@southwayjunior.co.uk) — Mr Skates

*You can contact your child's class teacher via the class email. Due to the teaching commitments of staff please allow 2 working days for a response.*

*Learning and achieving together*




LOOKING  
FORWARD TO A  
**BRIGHT**  
SCHOOL YEAR !



# Spellings Strategies

Your child will be given a double sided A4 sheet of spelling strategies to help support them learning their spellings at home.

Drawing an image around the word	<p>This strategy is all about making a word memorable. It links to meaning in order to try to make the spelling noticeable.</p>  <p>You can't use this method as your main method of learning spellings, but it might work on those that are just a little more difficult to remember.</p>
Words without vowels	<p>This strategy is useful where the vowel choices are the challenge in the words. Write the words without the vowels and pupils have to choose the correct grapheme to put in the space. For example, for the word field:</p> <p>f_____ld</p>
Pyramid words	<p>This method of learning words forces you to think of each letter separately.</p> <p>p py pyr pyra pyram pyrami pyramid</p> <p>You can then reverse the process so that you end up with a diamond.</p>
	Other methods can include: